

THE WORLD'S NO.1 STAIRWAY EVACUATION CHAIR

PRODUCT DATA SHEET

EVAC+CHAIR
600H

THE EVAC+CHAIR® 600H
INCORPORATES 2 CARRYING
HANDLES ALLOWING FOR
UPWARDS EVACUATION



↓ DESCENT → HORIZONTAL ↶ CAN BE CARRIED UPSTAIRS



The **EVAC+CHAIR® 600H** is a dual-position emergency evacuation wheelchair that permits the safe egress of mobility impaired persons from a building in the event of an emergency or evacuation. Designed to provide smooth and safe ascent and descent, the **EVAC+CHAIR® 600H** model incorporates 2 carry-handles that allow for two-person operation for locations with difficult access. No matter if you need upward or downward evacuation assistance, this high-performance emergency evacuation wheelchair can perform both with ease.

For over 40 years EVAC+CHAIR® is America's Original and World's Number One Selling evacuation chair. Don't risk lives, beware of poor imitations and inferior substitutions. There is only one EVAC+CHAIR®. Unsurpassed quality and workmanship, Successful in saving lives in 9/11, EXCLUSIVE LIFETIME WARRANTY.



EVAC+CHAIR®
CANADA



600H FEATURES



QUICK RELEASE SAFETY BELTS (HEAD, CHEST, THIGH)

For increased passenger safety



FOLD AWAY REAR GRAB HANDLE

Fold away rear handle allowing up to 4 people to assist with evacuation



FRICTION TRACKS (EVAC+TRACK TECHNOLOGY)

Adjustable self braking tracks control speed of descent for easy single person operation



LOCKABLE REAR WHEELS

Applied in situations where the chair needs to remain in a stationary position



ADJUSTABLE HANDLE WITH PATIENT HEAD RESTRAINT

Ergonomically designed handle for ease of deployment and compact storage with adjustable head restraint which limits movement, securing the passenger in place



DUAL POSITION SEAT

Dual position seat allows the user to decide each time which seating position they desire



FOLD AWAY FRONT GRAB HANDLE

Fold away front handle allowing up to 4 people to assist with evacuation



HEAVY DUTY WHEELS

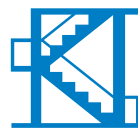
Ideal for operation over uneven terrain

600H BENEFITS

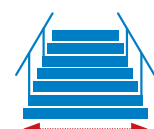
- Designed in the US & FDA Registered
- Provides a quick, easy and safe emergency evacuation
- Easy to use, 1 to 4 person operation
- Lightweight, no heavy lifting required
- Enables small attendants to easily move passengers three times their size
- Easy to open, ready to use in seconds
- Wall mountable, folds for compact storage
- Exceeds fire safety requirements and emergency response guidelines established to support the Americans with Disabilities Act

600H IMPORTANT INFORMATION

STAIRCASE TYPE



IMPORTANT DIMENSIONS





23" Min (58cm)



20°-40°

STAIRWAY TRAVEL



WEIGHT CAPACITY



440lbs (200kg)

ADVISORY



600H INCLUDES

- LIFETIME WARRANTY**
- 3 Passenger Safety Belts (Head, Chest, Thigh)
- Photoluminescent Signage
- Wall Mounting Brackets
- Dust Cover
- User Guide

600H DIMENSIONS (FOLDED)

HEIGHT	WIDTH	DEPTH	WEIGHT	WEIGHT CAPACITY
47" (119.4cm)	23" (58.4cm)	12" (30.5cm)	24lbs (10.9kg)	440lbs (200kg)